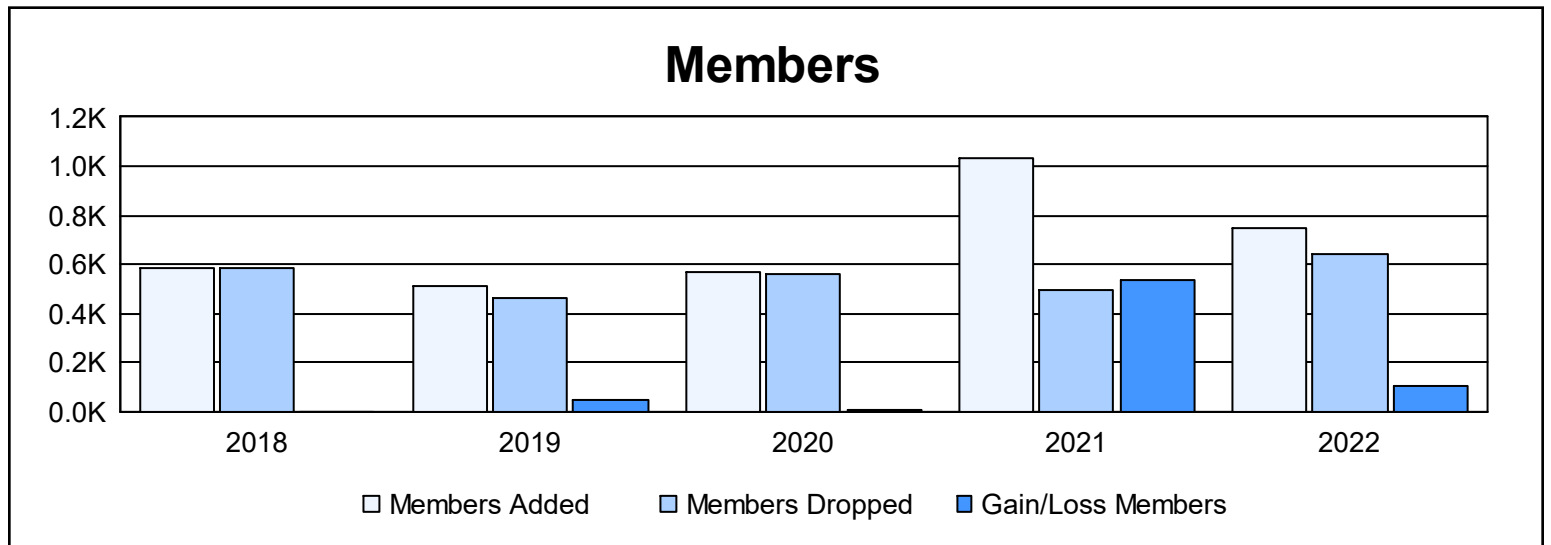
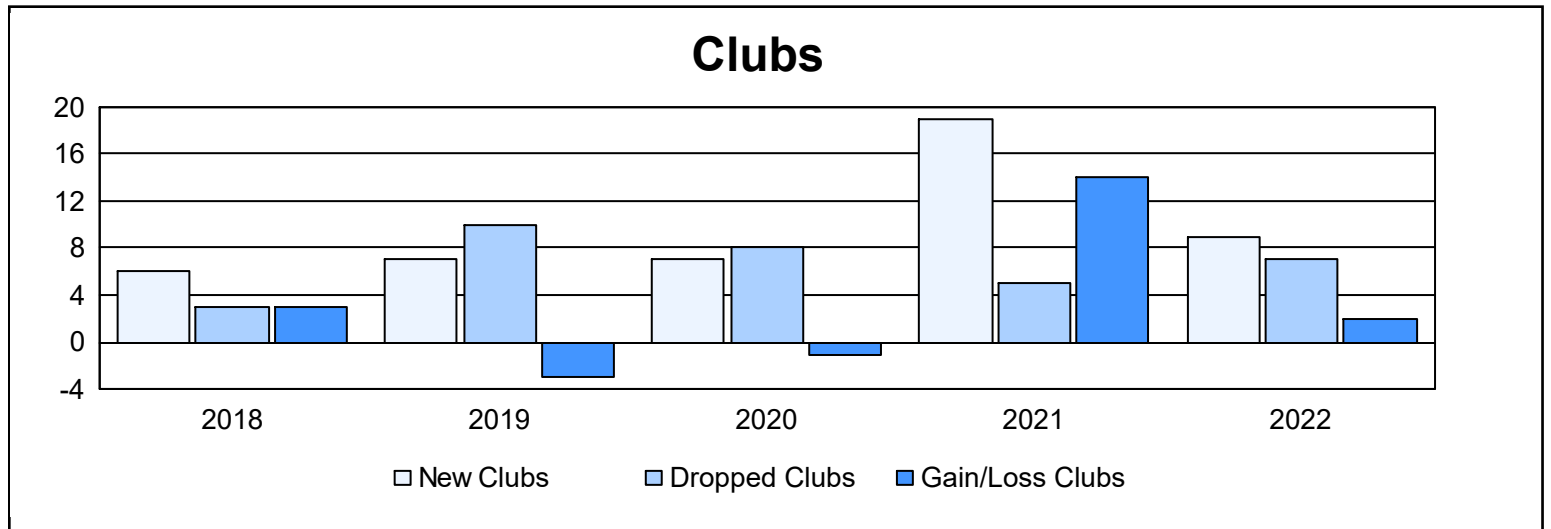
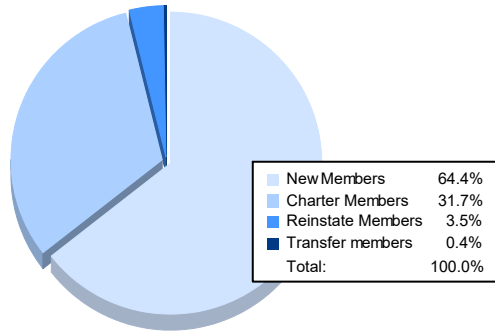


Year	New Clubs	Dropped Clubs	Gain/ Loss Clubs	New Members	Charter Members	Reinstate Members	Transfer Members	Total Member Added	Total Members Dropped	Gain/ Loss Members
2017-2018	6	3	3	390	155	36	4	585	584	1
2018-2019	7	10	-3	316	175	14	5	510	460	50
2019-2020	7	8	-1	232	264	66	6	568	558	10
2020-2021	19	5	14	503	502	27	2	1,034	495	539
2021-2022	9	7	2	483	238	26	3	750	643	107
<b>Average</b>	<b>10</b>	<b>7</b>	<b>3</b>	<b>385</b>	<b>267</b>	<b>34</b>	<b>4</b>	<b>689</b>	<b>548</b>	<b>141</b>



### Membership Composition June 2022 Cumulative



### Gender Composition June 2022 Cumulative

